

Odense Minigolf Club

29. International Stævne 23 til 24 Juli 2005

Herre A				Beton	Eternit	Beton	Eternit	Beton	Eternit	Beton				
Nr.	Lic.	Name	Club	1	2	3	4	M1	M2	F1	F2	Total	Dif.	Snit
1	8015	Allan Schwab	NAMK	23	31	20	33	19	29	23	31	209	14	26,125
2	17024	Kåre Thomsen	AMK	20	33	21	33	23	27	26	27	210	13	26,250
3	9037	Leif Meitilberg	PTO	23	31	24	33	25	30	22	30	218	11	27,250
4	9048	Ole Rasmussen	PTO	21	35	20	31	22	35	23	31	218	15	27,250
5	9077	John Hansen	PTO	21	32	25	31	20	36	22	31	218	16	27,250
6	1099	Christian Maglemose	OMC	25	35	28	29	25	29	21	29	221	14	27,625
7	9023	Anders Grønnegaard	PTO	22	30	26	29	26	32	23	34	222	12	27,750
8	1025	Kim Nyby	OMC	26	32	23	28	23	38	24	36	230	15	28,750
9	3023	Stig W. Rasmussen	GMK	25	35	29	33	23	34	26	37	242	14	30,250
10	1058	Søren Arup	OMC	33	34	30	35	32	38	28	44	274	16	34,250
11	8027	Ludvig Thomsen	NAMK	33	42	32	49	29	46	36	40	307	20	38,375

Herre Senior				Beton	Eternit	Beton	Eternit	Beton	Eternit	Beton				
Nr.	Lic.	Name	Club	1	2	3	4	M1	M2	F1	F2	Total	Dif.	Snit
1	1072	Kaj Christiansen	OMC	24	33	26	28	25	29	21	38	224	17	28,000
2		Bernd Kunz	PRE	24	36	21	33	25	34	22	35	230	15	28,750
3	1010	Hans J. Jørgensen	OMC	28	36	23	28	32	30	28	34	239	13	29,875
4	1097	Poul Frederiksen	OMC	25	34	28	29	24	38	25	39	242	15	30,250
5	1081	Ove P. Hansen	OMC	25	39	22	30	27	42	21	37	243	21	30,375
6	6016	Harry Jørgensen	MCG	29	36	33	30	29	33	22	33	245	14	30,625
7	1003	Ib Bent Olesen	OMC	31	32	25	38	29	33	24	38	250	14	31,250
8	6031	Kaj Knop	MCG	26	35	26	42	26	34	25	38	252	17	31,500
9	6004	Lars Jakobsen	MCG	28	38	35	39	28	39	29	40	276	12	34,500
10	4031	Karsten Jørgensen	RMK	30	39	27	36	37	38	25	45	277	20	34,625
11	8036	Svend Erik Lass	NAMK	32	36	32	40	23	44	29	43	279	21	34,875
12	1009	Ove Nikolajsen	OMC	34	42	27	34	28	39	27	50	281	23	35,125
13	11013	Bruno Friedrich	BBK	31	47	30	36	25	40	27	47	283	22	35,375
14	1015	Kai Christensen	OMC	33	40	27	39	35	37	33	40	284	13	35,500
15	8005	Preben Nørskov	NAMK	30	44	33	40	27	37	33	41	285	17	35,625
16	1033	Knud E. Boesen	OMC	32	43	25	45	29	39	30	46	289	21	36,125
17	8010	Arne Prip Hansen	NAMK	37	49	27	49	34	47	31	46	320	22	40,000
18	4041	Ib Jørgensen	RMK	30	37	36	57	32	44	34	50	320	27	40,000


Dame senior				Beton	Eternit	Beton	Eternit	Beton	Eternit	Beton				
Nr.	Lic.	Name	Club	1	2	3	4	M1	M2	F1	F2	Total	Dif.	Snit
1	8039	Inge Lise Hansen	NAMK	24	38	30	40	25	31	25	36	249	16	31,125
2	6030	Grethe Knop	MCG	28	37	26	39	26	34	29	40	259	14	32,375
3	6014	Hanne Jørgensen	MCG	29	43	29	32	31	32	29	37	262	14	32,750
4		Helga Kunz	PRE	29	47	26	42	26	37	27	38	272	21	34,000
5	1029	Kirsten Hansen	OMC	31	34	28	45	25	38	36	39	276	20	34,500
6	1020	Sonja Christensen	OMC	26	50	30	38	29	40	30	40	283	24	35,375


junior				Eternit	Beton	Eternit	Beton	Eternit	Beton					
Nr.	Lic.	Name	Club	1	2	3	4	M1	M2	F1	F2	Total	Dif.	Snit
1	6052	Jannick Skov	MCG	23	27	20	30	25	36	25	28	214	16	26,750
2	3420	Rasmus Effersøe	GMK	24	39	22	40	21	38	22	31	237	19	29,625
3	17054	Peter Sørensen	AMK	27	40	27	39	29	35	23	31	251	17	31,375
4	3098	Jonas Rasmussen	GMK	27	34	26	35	23	44	24	40	253	21	31,625


Mini Junior				Eternit	Beton	Eternit	Beton	Eternit	Beton					
Nr.	Lic.	Name	Club	1	2	3	4	M1	M2	F1	F2	Total	Dif.	Snit
1	9094	Mads Nørregaard	PTO	21	32	23	32	19	33	19	28	207	14	25,875
2	8012	Kenneth Lass	NAMK	32	33	26	33	25	32	23	33	237	10	29,625
3	9012	Casper Frederiksen	PTO	26	33	22	40	24	36	19	39	239	21	29,875


Odense Minigolf Club


29. International Stævne 23 til 24 Juli 2005


Hold 1		Putter Team Odense 1						
Lic.	Name	1	2	3	4	5	6	Total
9048	Ole Rasmussen	21	35	20	31	22	35	164
9094	Mads Nørregaard	21	32	23	32	19	33	160
9037	Leif Meitilberg	23	31	24	33	25	30	166
		65	98	67	96	66	98	490
			163	230	326	392	490	490


Hold 2		Putter Team Odense 2						
Lic.	Name	1	2	3	4	5	6	Total
9023	Anders Grønnegaard	22	30	26	29	26	32	165
9012	Casper Frederiksen	26	33	22	40	24	36	181
9077	John Hansen	21	32	25	31	20	36	165
		69	95	73	100	70	104	511
			164	237	337	407	511	511

Hold 3		Odense Minigolf Club 1						
Lic.	Name	1	2	3	4	5	6	Total
1097	Poul Frederiksen	25	34	28	29	24	38	178
1099	Christian Maglemose	25	35	28	29	25	29	171
1025	Kim Nyby	26	32	23	28	23	38	170
		76	101	79	86	72	105	519
			177	256	342	414	519	519

Hold 4		Odense Minigolf Club 2						
Lic.	Name	1	2	3	4	5	6	Total
1010	Hans J. Jørgensen	28	36	23	28	33	30	178
1072	Kaj Christiansen	24	33	26	28	25	29	165
1081	Ove P. Hansen	25	39	22	30	27	42	185
		77	108	71	86	85	101	528
			185	256	342	427	528	528

Hold 5		Gldsaxe Minigolf Klub						
Lic.	Name	1	2	3	4	5	6	Total
3023	Stig W. Rasmussen	25	35	29	33	23	34	179
3420	Rasmus Effersøe	24	39	22	40	21	38	184
3098	Jonas Rasmussen	27	34	26	35	23	44	189
		76	108	77	108	67	116	552
			184	261	369	436	552	552

Hold 6		Odense Minigolf Club 4						
Lic.	Name	1	2	3	4	5	6	Total
1020	Sonja Christensen	26	50	30	38	29	40	213
1003	Ib Bent Olesen	31	32	25	38	29	33	188
1009	Ove Nikolajsen	34	42	27	34	28	39	204
		91	124	82	110	86	112	605
			215	297	407	493	605	605

Hold 7		Odense Minigolf Club 3						
Lic.	Name	1	2	3	4	5	6	Total
1058	Søren Arup	33	34	30	35	32	38	202
1029	Kirsten Hansen	31	34	28	45	25	38	201
1015	Kaj Christensen	33	40	27	39	35	37	211
		97	108	85	119	92	113	614
			205	290	409	501	614	614

Odense Minigolf Club

29. International Stævne 23 til 24 Juli 2005

Samlet resultat														Beton	Eternit	Beton	Eternit	Beton	Eternit	Beton
Nr.	Lic.	Name	Club	1	2	3	4	M1	M2	F1	F2	Total	Dif.	Snit						
1	9094	Mads Nørregaard	PTO	21	32	23	32	19	33	19	28	207	14	25,875						
2	8015	Allan Schwab	NAMK	23	31	20	33	19	29	23	31	209	14	26,125						
3	17024	Kåre Thomsen	AMK	20	33	21	33	23	27	26	27	210	13	26,250						
4	6052	Jannick Skov	MCG	23	27	20	30	25	36	25	28	214	16	26,750						
5	9037	Leif Meitilberg	PTO	23	31	24	33	25	30	22	30	218	11	27,250						
6	9048	Ole Rasmussen	PTO	21	35	20	31	22	35	23	31	218	15	27,250						
7	9077	John Hansen	PTO	21	32	25	31	20	36	22	31	218	16	27,250						
8	1099	Christian Maglemose	OMC	25	35	28	29	25	29	21	29	221	14	27,625						
9	9023	Anders Grønnegaard	PTO	22	30	26	29	26	32	23	34	222	12	27,750						
10	1072	Kaj Christiansen	OMC	24	33	26	28	25	29	21	38	224	17	28,000						
11	1025	Kim Nyby	OMC	26	32	23	28	23	38	24	36	230	15	28,750						
1		Bernd Kunz	PRE	24	36	21	33	25	34	22	35	230	15	28,750						
2	8012	Kenneth Lass	NAMK	32	33	26	33	25	32	23	33	237	10	29,625						
3	3420	Rasmus Effersøe	GMK	24	39	22	40	21	38	22	31	237	19	29,625						
4	1010	Hans J. Jørgensen	OMC	28	36	23	28	32	30	28	34	239	13	29,875						
5	9012	Casper Frederiksen	PTO	26	33	22	40	24	36	19	39	239	21	29,875						
6	3023	Stig W. Rasmussen	GMK	25	35	29	33	23	34	26	37	242	14	30,250						
7	1097	Poul Frederiksen	OMC	25	34	28	29	24	38	25	39	242	15	30,250						
8	1081	Ove P. Hansen	OMC	25	39	22	30	27	42	21	37	243	21	30,375						
9	6016	Harry Jørgensen	MCG	29	36	33	30	29	33	22	33	245	14	30,625						
10	8039	Inge Lise Hansen	NAMK	24	38	30	40	25	31	25	36	249	16	31,125						
11	1003	Ib Bent Olesen	OMC	31	32	25	38	29	33	24	38	250	14	31,250						
12	17054	Peter Sørensen	AMK	27	40	27	39	29	35	23	31	251	17	31,375						
13	6031	Kaj Knop	MCG	26	35	26	42	26	34	25	38	252	17	31,500						
14	3098	Jonas Rasmussen	GMK	27	34	26	35	23	44	24	40	253	21	31,625						
15	6030	Grethe Knop	MCG	28	37	26	39	26	34	29	40	259	14	32,375						
16	6014	Hanne Jørgensen	MCG	29	43	29	32	31	32	29	37	262	14	32,750						
17		Helga Kunz	PRE	29	47	26	42	26	37	27	38	272	21	34,000						
18	1058	Søren Arup	OMC	33	34	30	35	32	38	28	44	274	16	34,250						
1	6004	Lars Jakobsen	MCG	28	38	35	39	28	39	29	40	276	12	34,500						
2	1029	Kirsten Hansen	OMC	31	34	28	45	25	38	36	39	276	20	34,500						
3	4031	Karsten Jørgensen	RMK	30	39	27	36	37	38	25	45	277	20	34,625						
4	8036	Svend Erik Lass	NAMK	32	36	32	40	23	44	29	43	279	21	34,875						
5	1009	Ove Nikolajsen	OMC	34	42	27	34	28	39	27	50	281	23	35,125						
6	11013	Bruno Friedrich	BBK	31	47	30	36	25	40	27	47	283	22	35,375						
1	1020	Sonja Christensen	OMC	26	50	30	38	29	40	30	40	283	24	35,375						
2	1015	Kai Christensen	OMC	33	40	27	39	35	37	33	40	284	13	35,500						
3	8005	Preben Nørskov	NAMK	30	44	33	40	27	37	33	41	285	17	35,625						
4	1033	Knud E. Boesen	OMC	32	43	25	45	29	39	30	46	289	21	36,125						
1	8027	Ludvig Thomsen	NAMK	33	42	32	49	29	46	36	40	307	20	38,375						
2	8010	Arne Prip Hansen	NAMK	37	49	27	49	34	47	31	46	320	22	40,000						
3	4041	Ib Jørgensen	RMK	30	37	36	57	32	44	34	50	320	27	40,000						

Odense Minigolf Club

29. International Stævne 23 til 24 Juli 2005

BETON				Beton	Beton	Beton	Beton			
Nr.	Lic.	Name	Club	2	4	6	8	Total	Dif.	Snit
1	17024	Kåre Thomsen	AMK	33	33	27	27	120	6	30,000
2	6052	Jannick Skov	MCG	27	30	36	28	121	9	30,250
3	1099	Christian Maglemose	OMC	35	29	29	29	122	6	30,500
4	9037	Leif Meitilberg	PTO	31	33	30	30	124	3	31,000
5	8015	Allan Schwab	NAMK	31	33	29	31	124	4	31,000
6	9023	Anders Grønnegaard	PTO	30	29	32	34	125	5	31,250
7	9094	Mads Nørregaard	PTO	32	32	33	28	125	5	31,250
8	1010	Hans J. Jørgensen	OMC	36	28	30	34	128	8	32,000
9	1072	Kaj Christiansen	OMC	33	28	29	38	128	10	32,000
10	9077	John Hansen	PTO	32	31	36	31	130	5	32,500
11	8012	Kenneth Lass	NAMK	33	33	32	33	131	1	32,750
12	9048	Ole Rasmussen	PTO	35	31	35	31	132	4	33,000
13	6016	Harry Jørgensen	MCG	36	30	33	33	132	6	33,000
14	1025	Kim Nyby	OMC	32	28	38	36	134	10	33,500
15		Bernd Kunz	PRE	36	33	34	35	138	3	34,500
16	3023	Stig W. Rasmussen	GMK	35	33	34	37	139	4	34,750
17	1097	Poul Frederiksen	OMC	34	29	38	39	140	10	35,000
18	1003	Ib Bent Olesen	OMC	32	38	33	38	141	6	35,250
19	6014	Hanne Jørgensen	MCG	43	32	32	37	144	11	36,000
20	8039	Inge Lise Hansen	NAMK	38	40	31	36	145	9	36,250
21	17054	Peter Sørensen	AMK	40	39	35	31	145	9	36,250
22	9012	Casper Frederiksen	PTO	33	40	36	39	148	7	37,000
23	3420	Rasmus Effersøe	GMK	39	40	38	31	148	9	37,000
24	1081	Ove P. Hansen	OMC	39	30	42	37	148	12	37,000
25	6031	Kaj Knop	MCG	35	42	34	38	149	8	37,250
26	6030	Grethe Knop	MCG	37	39	34	40	150	6	37,500
27	1058	Søren Arup	OMC	34	35	38	44	151	10	37,750
28	3098	Jonas Rasmussen	GMK	34	35	44	40	153	10	38,250
29	6004	Lars Jakobsen	MCG	38	39	39	40	156	2	39,000
30	1015	Kai Christensen	OMC	40	39	37	40	156	3	39,000
31	1029	Kirsten Hansen	OMC	34	45	38	39	156	11	39,000
32	4031	Karsten Jørgensen	RMK	39	36	38	45	158	9	39,500
33	8005	Preben Nørskov	NAMK	44	40	37	41	162	7	40,500
34	8036	Svend Erik Lass	NAMK	36	40	44	43	163	8	40,750
35		Helga Kunz	PRE	47	42	37	38	164	10	41,000
36	1009	Ove Nikolajsen	OMC	42	34	39	50	165	16	41,250
37	1020	Sonja Christensen	OMC	50	38	40	40	168	12	42,000
38	11013	Bruno Friedrich	BBK	47	36	40	47	170	11	42,500
39	1033	Knud E. Boesen	OMC	43	45	39	46	173	7	43,250
40	8027	Ludvig Thomsen	NAMK	42	49	46	40	177	9	44,250
41	4041	Ib Jørgensen	RMK	37	57	44	50	188	20	47,000
42	8010	Arne Prip Hansen	NAMK	49	49	47	46	191	3	47,750

Odense Minigolf Club

29. International Stævne 23 til 24 Juli 2005

ETERNIT				Eternit Eternit Eternit						
Nr.	Lic.	Name	Club	1	3	5	7	Total	Dif.	Snit
1	9094	Mads Nørregaard	PTO	21	23	19	19	82	4	20,500
2	8015	Allan Schwab	NAMK	23	20	19	23	85	4	21,250
3	9048	Ole Rasmussen	PTO	21	20	22	23	86	3	21,500
4	9077	John Hansen	PTO	21	25	20	22	88	5	22,000
5	3420	Rasmus Effersøe	GMK	24	22	21	22	89	3	22,250
6	17024	Kåre Thomsen	AMK	20	21	23	26	90	6	22,500
7	9012	Casper Frederiksen	PTO	26	22	24	19	91	7	22,750
8		Bernd Kunz	PRE	24	21	25	22	92	4	23,000
9	6052	Jannick Skov	MCG	23	20	25	25	93	5	23,250
10	9037	Leif Meitilberg	PTO	23	24	25	22	94	3	23,500
11	1081	Ove P. Hansen	OMC	25	22	27	21	95	6	23,750
12	1025	Kim Nyby	OMC	26	23	23	24	96	3	24,000
13	1072	Kaj Christiansen	OMC	24	26	25	21	96	5	24,000
14	9023	Anders Grønnegaard	PTO	22	26	26	23	97	4	24,250
15	1099	Christian Maglemose	OMC	25	28	25	21	99	7	24,750
16	3098	Jonas Rasmussen	GMK	27	26	23	24	100	4	25,000
17	1097	Poul Frederiksen	OMC	25	28	24	25	102	4	25,500
18	6031	Kaj Knop	MCG	26	26	26	25	103	1	25,750
19	3023	Stig W. Rasmussen	GMK	25	29	23	26	103	6	25,750
20	8039	Inge Lise Hansen	NAMK	24	30	25	25	104	6	26,000
21	17054	Peter Sørensen	AMK	27	27	29	23	106	6	26,500
22	8012	Kenneth Lass	NAMK	32	26	25	23	106	9	26,500
23		Helga Kunz	PRE	29	26	26	27	108	3	27,000
24	6030	Grethe Knop	MCG	28	26	26	29	109	3	27,250
25	1003	Ib Bent Olesen	OMC	31	25	29	24	109	7	27,250
26	1010	Hans J. Jørgensen	OMC	28	23	33	28	112	10	28,000
27	11013	Bruno Friedrich	BBK	31	30	25	27	113	6	28,250
28	6016	Harry Jørgensen	MCG	29	33	29	22	113	11	28,250
29	1020	Sonja Christensen	OMC	26	30	29	30	115	4	28,750
30	1009	Ove Nikolajsen	OMC	34	27	28	27	116	7	29,000
31	1033	Knud E. Boesen	OMC	32	25	29	30	116	7	29,000
32	8036	Svend Erik Lass	NAMK	32	32	23	29	116	9	29,000
33	6014	Hanne Jørgensen	MCG	29	29	31	29	118	2	29,500
34	4031	Karsten Jørgensen	RMK	30	27	37	25	119	12	29,750
35	6004	Lars Jakobsen	MCG	28	35	28	29	120	7	30,000
36	1029	Kirsten Hansen	OMC	31	28	25	36	120	11	30,000
37	1058	Søren Arup	OMC	33	30	32	28	123	5	30,750
38	8005	Preben Nørskov	NAMK	30	33	27	33	123	6	30,750
39	1015	Kai Christensen	OMC	33	27	35	33	128	8	32,000
40	8010	Arne Prip Hansen	NAMK	37	27	34	31	129	10	32,250
41	8027	Ludvig Thomsen	NAMK	33	32	29	36	130	7	32,500
42	4041	Ib Jørgensen	RMK	30	36	32	34	132	6	33,000