

Senior Men

Lic.	Name	Club	Eternit	Beton	Eternit	Beton	Eternit	Beton	Eternit	Total	Dif.	Snit
			1	2	3	4	5	6	7			
1072	Kaj Christiansen	OMC	23	35	26	34	25	32	25	200	12	28,571
	Bernd Kunz	PRE	25	37	24	35	23	37	23	204	14	29,143
	Karsten Pabst	LÖH	26	30	24	34	24	38	34	210	14	30,000
60016	Harry Jørgensen	MCG	30	32	27	35	27	33	28	212	8	30,286
	Richard Meyer	MCF	29	36	24	35	27	33	29	213	12	30,429
1081	Ove Peder Hansen	OMC	28	39	25	39	22	38	24	215	17	30,714
6031	Kaj Knop	MCG	29	31	22	37	23	42	31	215	20	30,714
1010	Hans Jørgen Jørgensen	OMC	25	36	28	40	24	35	28	216	16	30,857
1006	Leif Jørgensen	OMC	24	38	25	45	28	38	24	222	21	31,714
	Dieter Ernst	KBGK	26	38	30	35	24	42	28	223	18	31,857
1003	Ib Bent Olesen	OMC	30	30	27	39	31	43	28	228	16	32,571
8005	Preben Nørskov	NAMK	27	47	26	42	26	39	33	240	21	34,286
1015	Kai Christensen	OMC	32	40	30	40	32	38	30	242	10	34,571
17012	Poul Jørgensen	AMK	35	41	29	35	31	34	41	246	12	35,143
	Walter Rzymek	PRE	27	47	28	37	28	44	35	246	20	35,143
Cut												
1009	Ove Nikolajsen	OMC	33	35	28	43	27	47		213	20	35,500
11031	Rudolf Matthies	BBK	31	38	29	44	30	43		215	15	35,833
6004	Lars Jakobsen	MCG	35	40	28	42	32	39		216	14	36,000
1033	Knud E Boesen	OMC	27	45	34	40	28	48		222	21	37,000
8010	Arne Prip Hansen	NAMK	37	37	27	34	36	52		223	25	37,167
4042	Per Didriksen	RMK	30	43	27	45	31	49		225	22	37,500
Cut												
	Per Andreasen	GMK	31	50	33	35				149	19	37,250
8401	Svend Erik Lass	NAMK	31	48	36	41				156	17	39,000
11013	Bruno Friedrich	BBK	35	43	25	53				156	28	39,000
11014	Svend Åge Mathiesen	BBK	27	47	36	47				157	20	39,250
17008	Franck Sørensen	AMK	30	51	40	59				180	29	45,000

Senior Ladies

Lic.	Name	Club	Eternit	Beton	Eternit	Beton	Eternit	Beton	Eternit	Total	Dif.	Snit
			1	2	3	4	5	6	7			
1029	Kirsten Hansen	OMC	26	29	27	33	25	42	26	208	17	29,714
1020	Sonja Christensen	OMC	29	47	29	38	34	41	28	246	19	35,143
17063	Helen Norup	AMK	32	48	32	41	24	44	28	249	24	35,571
	Helga Kunz	PRE	32	40	32	41	32	47	31	255	16	36,429
10032	Mie Matthies	BBK	28	50	29	40	30	59	33	269	31	38,429
17014	Elén Gade	AMK	35	54	31	38	32	54	35	279	23	39,857
17109	Jytte Sørensen	AMK	34	60	38	48	36	59	34	309	26	44,143

Youth





















































Lic.	Name	Club	Eternit	Beton	Eternit	Beton	Eternit	Beton	Eternit	Total	Dif.	Snit
			1	2	3	4	5	6	7			
8015	Allan Schwab	NAMK	25	32	19	36	23	31	23	189	17	27,000
3007	Jannick Skov	GMK	25	33	22	33	23	36	22	194	14	27,714
	Thomas Würsch	MCF	26	35	24	33	28	30	28	204	11	29,143
3099	Oliver Wiile	GMK	24	33	28	35	25	36	29	210	12	30,000
17054	Peter D. Sørensen	AMK	29	31	25	35	26	41	30	217	16	31,000
	Rasmus Effersø	GMK	28	37	25	37	25	36	36	224	12	32,000

























Mini Youth

Lic.	Name	Club	Eternit	Beton	Eternit	Beton	Eternit	Beton	Eternit	Total	Dif.	Snit
			1	2	3	4	5	6	7			
9094	Mads Nørregaard	PTO	24	30	21	32	23	34	20	184	14	26,286
1049	Kasper Kreiberg	OMC	25	33	24	30	25	31	27	195	9	27,857
9012	Casper Frederiksen	PTO	21	34	20	38	24	36	32	205	18	29,286
8012	Kenneth Lass	NAMK	26	36	24	39	28	44	24	221	20	31,571

Odense Minigolf Club

28. International Stævne 24 til 25 Juli 2004
























Lic.	Name	Club	Eternit				Total	Dif.	Snit
			1	3	5	7			
1041	Morten Rasmussen	 OMC	19	24	22		65	5	21,667
17024	Kåre Thomsen	 AMK	21	23	22		66	2	22,000
9001	Jan Iyø	 PTO	23	21	22		66	2	22,000
9094	Mads Nørregaard	 PTO	24	21	23	20	88	4	22,000
9037	Leif Meitilberg	 PTO	24	23	19		66	5	22,000
9048	Ole Rasmussen	 PTO	24	21	22		67	3	22,333
6006	Alf Jakobsen	 MCG	21	21	25		67	4	22,333
8015	Allan Schwab	 NAMK	25	19	23	23	90	6	22,500
3007	Jannick Skov	 GMK	25	22	23	22	92	3	23,000
1025	Claus Sørensen	 OMC	23	23	23	24	93	1	23,250
8017	Dennis Prip Hansen	 NAMK	25	22	24		71	3	23,667
9077	John Hansen	 PTO	26	20	25		71	6	23,667
	Bernd Kunz	 PRE	25	24	23	23	95	2	23,750
9012	Casper Frederiksen	 PTO	21	20	24	32	97	12	24,250
9016	Lars Rosenquist	 PTO	24	24	25		73	1	24,333
9023	Anders Grønnegaard	 PTO	24	23	26		73	3	24,333
9007	Tim Christiansen	 PTO	25	26	22		73	4	24,333
9097	Vincent Huus	 PTO	22	25	26		73	4	24,333
1099	Jakob Petersen	 MCG	24	27	23		74	4	24,667
3023	Stig w Rasmussen	 GMK	23	24	27		74	4	24,667
	Roni Aeschlimann	 MCF	23	28	23		74	5	24,667
1072	Kaj Christiansen	 OMC	23	26	25	25	99	3	24,750
1081	Ove Peder Hansen	 OMC	28	25	22	24	99	6	24,750
17011	Allan Knudsen	 AMK	25	22	28		75	6	25,000
1049	Kasper Kreiberg	 OMC	25	24	25	27	101	3	25,250
1006	Leif Jørgensen	 OMC	24	25	28	24	101	4	25,250
6009	Christian Maglemose	 OMC	25	23	28		76	5	25,333
8012	Kenneth Lass	 NAMK	26	24	28	24	102	4	25,500
1091	Kim Nyby	 OMC	23	25	26	28	102	5	25,500
1029	Kirsten Hansen	 OMC	26	27	25	26	104	2	26,000
1059	Irene Andersen	 OMC	25	25	30	24	104	6	26,000
1010	Hans Jørgen Jørgensen	 OMC	25	28	24	28	105	4	26,250
	Bianca Kunz	 PRE	30	23	26	26	105	7	26,250
6031	Kaj Knop	 MCG	29	22	23	31	105	9	26,250
18003	Carsten Berg	 SIF	26	28	25		79	3	26,333
	Thomas Würsch	 MCF	26	24	28	28	106	4	26,500
3099	Oliver Wiile	 GMK	24	28	25	29	106	5	26,500
	Dieter Ernst	 KBGK	26	30	24	28	108	6	27,000
	Karsten Pabst	 LÖH	26	24	24	34	108	10	27,000
	Richard Meyer	 MCF	29	24	27	29	109	5	27,250
17054	Peter D. Sørensen	 AMK	29	25	26	30	110	5	27,500
	Torsten Heydt	 PRE	26	24	34	26	110	10	27,500
60016	Harry Jørgensen	 MCG	30	27	27	28	112	3	28,000
17019	Johnny Nør	 AMK	28	27	26	31	112	5	28,000
8005	Preben Nørskov	 NAMK	27	26	26	33	112	7	28,000
	Rasmus Effersø	 GMK	28	25	25	36	114	11	28,500
8039	Ingelise Hansen	 NAMK	25	25	31	34	115	9	28,750
1003	Ib Bent Olesen	 OMC	30	27	31	28	116	4	29,000
17063	Helen Norup	 AMK	32	32	24	28	116	8	29,000
4042	Per Didriksen	 RMK	30	27	31		88	4	29,333
1009	Ove Nikolajsen	 OMC	33	28	27		88	6	29,333
	Walter Rzymek	 PRE	27	28	28	35	118	8	29,500

	Edit Schumacher		MCF	25	36	29	28	118	11	29,500
1033	Knud E Boesen		OMC	27	34	28		89	7	29,667
11031	Rudolf Matthies		BBK	31	29	30		90	2	30,000
10032	Mie Matthies		BBK	28	29	30	33	120	5	30,000
1020	Sonja Christensen		OMC	29	29	34	28	120	6	30,000
11013	Bruno Friedrich		BBK	35	25			60	10	30,000
1058	Søren Arup Sørensen		OMC	31	34	30	27	122	7	30,500
1015	Kai Christensen		OMC	32	30	32	30	124	2	31,000
	Gerhard Wisler		MCF	31	33	29		93	4	31,000
	Erwin Schärli		MCF	28	35	30		93	7	31,000
11014	Svend Åge Mathiesen		BBK	27	36			63	9	31,500
6004	Lars Jakobsen		MCG	35	28	32		95	7	31,667
	Helga Kunz		PRE	32	32	32	31	127	1	31,750
	Per Andreasen		GMK	31	33			64	2	32,000
9085	Christian Dindler		PTO	35	34	29		98	6	32,667
	Lars Thomsen		NAMK	39	29	31		99	10	33,000
17014	Elén Gade		AMK	35	31	32	35	133	4	33,250
8027	Erich Schnieder		MCF	33	38	28	34	133	10	33,250
8010	Arne Prip Hansen		NAMK	37	27	36		100	10	33,333
8401	Svend Erik Lass		NAMK	31	36			67	5	33,500
17012	Poul Jørgensen		AMK	35	29	31	41	136	12	34,000
17008	Franck Sørensen		AMK	30	40			70	10	35,000
17109	Jytte Sørensen		AMK	34	38	36	34	142	4	35,500
	Karin Schnider		MCF	33	41	39	31	144	10	36,000

Odense Minigolf Club


28. International Stævne 24 til 25 Juli 2004


Nr.	Lic.	Name	Club	Beton			Total	Dif.	Snit
				2	4	6			
1	17024	Kåre Thomsen	AMK	28	31	30	89	3	29,667
2	1041	Morten Rasmussen	OMC	30	27	32	89	5	29,667
3	9001	Jan Iyø	PTO	34	31	27	92	7	30,667
4	9037	Leif Meitilberg	PTO	28	31	34	93	6	31,000
5	1049	Kasper Kreiberg	OMC	33	30	31	94	3	31,333
6	1099	Jakob Petersen	MCG	34	32	29	95	5	31,667
7	9094	Mads Nørregaard	PTO	30	32	34	96	4	32,000
8		Roni Aeschlimann	MCF	31	30	35	96	5	32,000
9	8017	Dennis Prip Hansen	NAMK	32	32	33	97	1	32,333
10	9048	Ole Rasmussen	PTO	33	31	33	97	2	32,333
11	9023	Anders Grønnegaard	PTO	35	32	30	97	5	32,333
12	9007	Tim Christiansen	PTO	29	30	38	97	9	32,333
13		Thomas Würsch	MCF	35	33	30	98	5	32,667
14	8015	Allan Schwab	NAMK	32	36	31	99	5	33,000
15	9097	Vincent Huus	PTO	31	31	37	99	6	33,000
16	60016	Harry Jørgensen	MCG	32	35	33	100	3	33,333
17	9077	John Hansen	PTO	36	33	31	100	5	33,333
18	1072	Kaj Christiansen	OMC	35	34	32	101	3	33,667
19	3007	Jannick Skov	GMK	33	33	36	102	3	34,000
20		Karsten Pabst	LÖH	30	34	38	102	8	34,000
21	3023	Stig w Rasmussen	GMK	35	34	34	103	1	34,333
22	6009	Christian Maglemose	OMC	35	34	34	103	1	34,333
23	17011	Allan Knudsen	AMK	37	31	35	103	6	34,333
24		Richard Meyer	MCF	36	35	33	104	3	34,667
25	3099	Oliver Wiile	GMK	33	35	36	104	3	34,667
26	9016	Lars Rosenquist	PTO	32	36	36	104	4	34,667
27		Gerhard Wisler	MCF	33	34	37	104	4	34,667
28	6006	Alf Jakobsen	MCG	37	32	35	104	5	34,667
29	1029	Kirsten Hansen	OMC	29	33	42	104	13	34,667
30	18003	Carsten Berg	SIF	33	35	37	105	4	35,000
31		Bianca Kunz	PRE	33	39	33	105	6	35,000
32	17054	Peter D. Sørensen	AMK	31	35	41	107	10	35,667
33	9012	Casper Frederiksen	PTO	34	38	36	108	4	36,000
34	1025	Claus Sørensen	OMC	36	37	36	109	1	36,333
35		Bernd Kunz	PRE	37	35	37	109	2	36,333
36		Rasmus Effersø	GMK	37	37	36	110	1	36,667
37	17012	Poul Jørgensen	AMK	41	35	34	110	7	36,667
38	6031	Kaj Knop	MCG	31	37	42	110	11	36,667
39	1010	Hans Jørgen Jørgensen	OMC	36	40	35	111	5	37,000
40	8039	Ingelise Hansen	NAMK	34	36	41	111	7	37,000
41	1091	Kim Nyby	OMC	29	38	44	111	15	37,000
42	1003	Ib Bent Olesen	OMC	30	39	43	112	13	37,333
43	17019	Johnny Nør	AMK	36	37	40	113	4	37,667
44		Erwin Schärli	MCF	41	34	39	114	7	38,000
45	8027	Erich Schnieder	MCF	42	39	33	114	9	38,000
46	1058	Søren Arup Sørensen	OMC	38	37	40	115	3	38,333
47		Dieter Ernst	KBGK	38	35	42	115	7	38,333
48	1081	Ove Peder Hansen	OMC	39	39	38	116	1	38,667
49		Edit Schumacher	MCF	40	37	40	117	3	39,000
50	1015	Kai Christensen	OMC	40	40	38	118	2	39,333
51		Torsten Heydt	PRE	39	42	38	119	4	39,667
52	8012	Kenneth Lass	NAMK	36	39	44	119	8	39,667
53	6004	Lars Jakobsen	MCG	40	42	39	121	3	40,333


54	1006	Leif Jørgensen		OMC	38	45	38	121	7	40,333
55		Lars Thomsen		NAMK	37	40	46	123	9	41,000
56	8010	Arne Prip Hansen		NAMK	37	34	52	123	18	41,000
57	11031	Rudolf Matthies		BBK	38	44	43	125	6	41,667
58	1009	Ove Nikolajsen		OMC	35	43	47	125	12	41,667
59	1020	Sonja Christensen		OMC	47	38	41	126	9	42,000
60		Per Andreasen		GMK	50	35		85	15	42,500
61		Helga Kunz		PRE	40	41	47	128	7	42,667
62	8005	Preben Nørskov		NAMK	47	42	39	128	8	42,667
63		Walter Rzymek		PRE	47	37	44	128	10	42,667
64		Karin Schnider		MCF	46	41	42	129	5	43,000
65	1059	Irene Andersen		OMC	46	43	43	132	3	44,000
66	17063	Helen Norup		AMK	48	41	44	133	7	44,333
67	1033	Knud E Boesen		OMC	45	40	48	133	8	44,333
68	8401	Svend Erik Lass		NAMK	48	41		89	7	44,500
69	9085	Christian Dindler		PTO	46	47	42	135	5	45,000
70	4042	Per Didriksen		RMK	43	45	49	137	6	45,667
71	11014	Svend Åge Mathiesen		BBK	47	47		94	0	47,000
72	11013	Bruno Friedrich		BBK	43	53		96	10	48,000
73	17014	Elén Gade		AMK	54	38	54	146	16	48,667
74	10032	Mie Matthies		BBK	50	40	59	149	19	49,667
75	17008	Franck Sørensen		AMK	51	59		110	8	55,000
76	17109	Jytte Sørensen		AMK	60	48	59	167	12	55,667


Odense Minigolf Club


28. International Stævne 24 til 25 Juli 2004


Hold 17		Putter Team Odense 1						
Lic.	Name	1	2	3	4	5	6	Total
9001	Jan Lyø	23	34	21	31	22	27	158
9077	John Hansen	26	36	20	33	25	31	171
9037	Leif Meitilberg	24	28	23	31	19	34	159
		73	98	64	95	66	92	488
			171	235	330	396	488	488


Hold 19		Putter Team Odense 3						
Lic.	Name	1	2	3	4	5	6	Total
9007	Tim Christiansen	25	29	26	30	22	38	170
9094	Mads Nørregaard	24	30	21	32	27	34	168
9048	Ole Rasmussen	24	33	21	31	22	33	164
		73	92	68	93	71	105	502
			165	233	326	397	502	502


Hold 6		Odense Minigolf Club 1						
Lic.	Name	1	2	3	4	5	6	Total
1041	Morten Rasmussen	19	30	24	27	22	32	154
1099	Christian Maglemose	25	35	23	34	28	34	179
1072	Kaj Christiansen	23	35	26	34	25	32	175
		67	100	73	95	75	98	508
			167	240	335	410	508	508


Hold 18		Putter Team Odense 2						
Lic.	Name	1	2	3	4	5	6	Total
9023	Anders Grønnegaard	24	35	23	32	26	30	170
9097	Vincent Huus	22	31	25	31	26	37	172
9016	Lars Rosenquist	24	32	24	36	25	36	177
		70	98	72	99	77	103	519
			168	240	339	416	519	519


Hold 13		Nord-Als Minigolf Klub 1						
Lic.	Name	1	2	3	4	5	6	Total
8017	Dennis Prip Hansen	25	32	22	32	24	33	168
8012	Kenneth Lass	26	36	24	39	28	44	197
8015	Allan Schwab	25	32	19	36	23	23	158
		76	100	65	107	75	100	523
			176	241	348	423	523	523

Hold 5		Minigolf Clubben Gelsted						
Lic.	Name	1	2	3	4	5	6	Total
6006	Alf Jakobsen	21	37	21	32	25	35	171
6009	Jakob Petersen	24	34	27	32	23	29	169
6016	Harry Jørgensen	30	32	27	35	27	33	184
		75	103	75	99	75	97	524
			178	253	352	427	524	524


Hold 1		Aalborg 1						
Lic.	Name	1	2	3	4	5	6	Total
17024	Kåre Thomsen	21	28	23	31	22	30	155
17011	Allan Knudsen	25	37	22	31	28	35	178
17019	Johnny Nør	28	36	27	37	26	40	194
		74	101	72	99	76	105	527
			175	247	346	422	527	527


Hold								15	Gldsaxe Minigolf Klub		
Lic.	Name	1	2	3	4	5	6	Total			
3007	Jannick Skov	25	33	22	33	23	36	172			
3023	Stig W. Rasmussen	23	35	24	34	27	34	177			
3099	Oliver Wiile	24	33	28	35	25	36	181			
		72	101	74	102	75	106	530			
			173	247	349	424	530	530			


Hold								7	Odense Minigolf Club 2		
Lic.	Name	1	2	3	4	5	6	Total			
1091	Claus Sørensen	23	36	23	37	23	36	178			
1025	Kim Nyby	23	29	25	38	26	44	185			
1049	Kasper Kreiberg	25	33	24	30	25	31	168			
		71	98	72	105	74	111	531			
			169	241	346	420	531	531			


Hold								11	MC Feldmoos 1		
Lic.	Name	1	2	3	4	5	6	Total			
	Roni Aeschlimann	23	31	28	30	23	29	164			
	Gerhard Wisler	31	33	33	34	29	37	197			
	Erwin Schärli	28	41	35	34	30	39	207			
		82	105	96	98	82	105	568			
			187	283	381	463	568	568			

CUT

Hold								4	Preetzer TSV		
Lic.	Name	1	2	3	4	5	6	Total			
	Walter Rzymek	27	47	28	37			139			
	Bianca Kunz	30	33	23	39			125			
	Bernd Kunz	25	37	24	35			121			
		82	117	75	111	0	0	385			
			199	274	385	385	385	385			

Hold								8	Odense Minigolf Club 3		
Lic.	Name	1	2	3	4	5	6	Total			
1006	Leif Jørgensen	24	38	25	45			132			
1010	Hans J. Jørgensen	25	36	28	40			129			
1081	Ove P. Hansen	28	39	25	39			131			
		77	113	78	124	0	0	392			
			190	268	392	392	392	392			

Hold								12	MC Feldmoos 2		
Lic.	Name	1	2	3	4	5	6	Total			
	Thomas Würsch	26	35	24	35			120			
	Richard Meyer	29	36	24	35			124			
	Erich Schnieder	33	42	38	39			152			
		88	113	86	109	0	0	396			
			201	287	396	396	396	396			

Hold								10	Odense Minigolf Club 5		
Lic.	Name	1	2	3	4	5	6	Total			
1059	Irene Andersen	25	46	25	43			139			
1020	Sonja Christensen	29	47	29	38			143			
1029	Kirsten Hansen	26	29	27	33			115			
		80	122	81	114	0	0	397			
			202	283	397	397	397	397			

Hold 9

Odense Minigolf Club 4



Lic.	Name	1	2	3	4	5	6	Total
1058	Søren Arup	31	38	34	37			140
1003	Ib Bent Olesen	30	30	27	39			126
1015	Kai Christensen	32	40	30	40			142
		93	108	91	116	0	0	408
			201	292	408	408	408	408

Hold 14

Nord-Als Minigolf Klub 2



Lic.	Name	1	2	3	4	5	6	Total
8039	Ingelise Hansen	25	34	25	36			120
8010	Arne Prip Hansen	37	37	27	34			135
8401	Svend Erik Lass	31	48	36	47			162
		93	119	88	117	0	0	417
			212	300	417	417	417	417

Hold 2

Aalborg 2



Lic.	Name	1	2	3	4	5	6	Total
17054	Peter D. Sørensen	29	31	25	35			120
17008	Franck Sørensen	30	51	40	59			180
17012	Poul Jørgensen	35	41	29	35			140
		94	123	94	129	0	0	440
			217	311	440	440	440	440

Hold 16

Broager Banegolf Klub



Lic.	Name	1	2	3	4	5	6	Total
11013	Bruno Friedrich	35	43	25	53			156
11031	Rudolf Matthies	31	38	29	44			142
11014	Svend Åge Mathiesen	27	47	36	47			157
		93	128	90	144	0	0	455
			221	311	455	455	455	455

Hold 3

Aalborg 3



Lic.	Name	1	2	3	4	5	6	Total
17109	Jytte Sørensen	34	60	38	48			180
17014	Elén Gade	35	54	31	38			158
17063	Helen Norup	32	48	32	41			153
		101	162	101	127	0	0	491
			263	364	491	491	491	491