





Team results Men

Rank	Name	R1	R2	R3	R4	R5	R6	Total	Average
1	 Denmark	104	106	105	101	103	107	626	20,867
2	 Sweden	106	104	103	106	107	108	634	21,133
3	 Finland	119	112	113	111	114	106	675	22,5
4	 Norway	125	114	125	116	114	109	703	23,433

Team details

Denmark

Player	Rd. 1	Rd. 2	Rd. 3	Rd. 4	Rd. 5	Rd. 6
Vincent Huus	20	24	29	21	19	29
Dennis Prip	29	20	19	20	21	22
Kåre Thomsen	21	21	22	20	25	20
Leif Meitilberg	23	20	23	22	19	21
John Hansen	21	21	19	21	20	21
Jan Lyø	19	24	22	19	24	23

Round	104	106	105	101	103	107
Total	104	210	315	416	519	626

Sweden

Player	Rd. 1	Rd. 2	Rd. 3	Rd. 4	Rd. 5	Rd. 6
Fredrik Persson	20	20	21	24	22	19
Johan Dyfvelsten	22	21	23	22	29	21
Markus Larsson	21	21	22	20	22	23
Jonas Gustavsson	22	22	19	21	20	21
Pierre Zetterlund	21	20	24	22	22	25
Carl-Johan Ryner	29	29	18	21	21	24

Round	106	104	103	106	107	108
Total	106	210	313	419	526	634

🇫🇮 Finland

Player	Rd. 1	Rd. 2	Rd. 3	Rd. 4	Rd. 5	Rd. 6
Jyri Rantanen	25	22	25	20	23	22
Tatu Pessa	24	24	24	24	22	24
Andreas Hjort	25	21	23	21	24	21
Marco Nuotio	23	22	23	24	23	22
Julius Lindholm	25	23	20	24	26	21
Kosti Salonen	22	26	23	22	22	20





Round	119	112	113	111	114	106
Total	119	231	344	455	569	675

🇳🇴 Norway

Player	Rd. 1	Rd. 2	Rd. 3	Rd. 4	Rd. 5	Rd. 6
Anders Gudmundstuen	25	23	25	21	22	23
Tormod Wethal	29	24	27	26	22	24
Kai Martinsen	26	27	26	24	29	26
Kjell Nyhus	25	21	26	25	26	24
Finn Hovind	24	24	26	22	22	20
Lars Kvæl	25	22	22	24	22	18

Round	125	114	125	116	114	109
Total	125	239	364	480	594	703

Team results Women

Rank	Name	R1	R2	R3	R4	R5	R6	Total	Average
1	 Sweden	65	68	62	69	68	66	398	22,111
2	 Finland	76	76	73	65	69	72	431	23,944
3	 Norway	82	78	75	77	78	71	461	25,611
4	 Latvia	83	86	82	76	84	75	486	27

Team details

Sweden

Player	Rd. 1	Rd. 2	Rd. 3	Rd. 4	Rd. 5	Rd. 6
Charlotte Ryner	27	23	29	27	27	23
Jenny Erlandsson	25	24	21	24	22	22
Sandra Bengtsson	20	23	21	23	25	22
Karin Wiklund	20	22	20	22	21	22

Round	65	68	62	69	68	66
Total	65	133	195	264	332	398

Finland

Player	Rd. 1	Rd. 2	Rd. 3	Rd. 4	Rd. 5	Rd. 6
Mirva Juhola	28	27	27	19	22	24
Seija Björk	28	25	22	26	24	29
Anna Renkonen	23	26	26	25	30	26
Sandra Walker	25	25	25	21	23	22

Round	76	76	73	65	69	72
Total	76	152	225	290	359	431

 Norway

Player	Rd. 1	Rd. 2	Rd. 3	Rd. 4	Rd. 5	Rd. 6
Susann Johansen	30	23	26	23	26	21
Annie Haaland	28	33	27	32	31	27
Nora Fause	24	22	22	22	21	23





Round	82	78	75	77	78	71
Total	82	160	235	312	390	461

 Latvia

Player	Rd. 1	Rd. 2	Rd. 3	Rd. 4	Rd. 5	Rd. 6
Dace Kupce	28	28	27	26	23	21
Ilze Kupce	31	27	27	25	31	29
Kristiána Kirsā	35	34	28	25	33	25
Madara Kirsā	24	31	34	29	30	29

Round	83	86	82	76	84	75
Total	83	169	251	327	411	486

Team results Seniors

Rank	Name	R1	R2	R3	R4	R5	R6	Total	Average
1	 Sweden	64	65	62	65	65	64	385	21,389
2	 Finland	70	73	73	69	67	68	420	23,333
3	 Denmark	72	72	79	73	66	69	431	23,944
4	 Norway	77	75	69	78	75	80	454	25,222

Team details

Sweden

Player	Rd. 1	Rd. 2	Rd. 3	Rd. 4	Rd. 5	Rd. 6
Gun Britt Hansson	27	22	22	27	22	23
Peter Nordin	22	20	20	22	21	20
Peter Söderlund	21	23	29	23	22	22
Thomas Sennerby	21	23	20	20	23	22

Round	64	65	62	65	65	64
Total	64	129	191	256	321	385

Finland

Player	Rd. 1	Rd. 2	Rd. 3	Rd. 4	Rd. 5	Rd. 6
Rolf Bergström	21	27	26	20	24	22
Harry Grönlund	22	24	22	26	20	22
Edvin Jurmu	27	22	25	23	23	24

Round	70	73	73	69	67	68
Total	70	143	216	285	352	420




🇩🇰 Denmark

Player	Rd. 1	Rd. 2	Rd. 3	Rd. 4	Rd. 5	Rd. 6
Inge-Lise Hansen	29	26	27	23	22	23
Harry Jørgensen	24	28	29	27	23	24
Erik Meldgaard	21	22	23	24	23	22
Bjarne Hansen	27	24	30	26	21	27
Round	72	72	79	73	66	69
Total	72	144	223	296	362	431

🇳🇴 Norway

Player	Rd. 1	Rd. 2	Rd. 3	Rd. 4	Rd. 5	Rd. 6
Britt Andersen	26	27	28	29	27	31
Trond Øwre	26	26	24	27	23	25
Morten Holteng	34	29	24	27	27	32
Magne Andersen	25	22	21	24	25	24
Round	77	75	69	78	75	80
Total	77	152	221	299	374	454

Team results Youth

Rank	Name	R1	R2	R3	R4	R5	R6	Total	Average
1	 Sweden	66	68	65	64	63	62	388	21,556
2	 Finland	70	67	75	72	68	71	423	23,5
3	 Denmark	70	73	67	75	73	66	424	23,556

Team details

Sweden

Player	Rd. 1	Rd. 2	Rd. 3	Rd. 4	Rd. 5	Rd. 6
Peter Eisensmidt	27	24	23	24	22	23
Lars Brown	24	28	20	19	24	19
Marcus Johansson	21	20	22	21	19	20
Karoline Karlsson	21	24	24	25	22	26
Round	66	68	65	64	63	62
Total	66	134	199	263	326	388

























Finland

Player	Rd. 1	Rd. 2	Rd. 3	Rd. 4	Rd. 5	Rd. 6
Axel Ekman	25	23	24	25	22	28
Simo Tuomi	23	22	24	24	24	22
Niina Koskenmäki	32	26	32	33	27	26
Pekka Itälä	22	22	27	23	22	23
Round	70	67	75	72	68	71
Total	70	137	212	284	352	423













Denmark

Player	Rd. 1	Rd. 2	Rd. 3	Rd. 4	Rd. 5	Rd. 6
Allan Schwab	20	24	20	21	21	22
Jannick Skov	25	23	23	24	25	21
Mads Nørregaard	25	26	24	30	27	23
Round	70	73	67	75	73	66
Total	70	143	210	285	358	424













Individual results Men

Rank	Name	R1	R2	R3	R4	R5	R6	R7	R8	Total	Average
1	 Dennis Prip	23	20	19	20	21	22	20	21	166	20,75
2	 John Hansen	21	21	19	21	20	21	23	21	167	20,875
3	 Jonas Gustavsson	22	22	19	21	20	21	24	19	168	21
4	 Leif Meitilberg	23	20	23	22	19	21	20	21	169	21,125
5	 Fredrik Persson	20	20	21	24	22	19	22	21	169	21,125
6	 Kåre Thomsen	21	21	22	20	25	20	20	21	170	21,25
7	 Vincent Huus	20	24	23	21	19	23	21	23	174	21,75
8	 Markus Larsson	21	21	22	20	22	23	23	24	176	22
9	 Carl-Johan Ryner	23	23	18	21	21	24	25	22	177	22,125
10	 Jan Lyø	19	24	22	19	24	23			131	21,833
11	 Johan Dyfvelsten	22	21	23	22	23	21			132	22
12	 Lars Kvæl	25	22	22	24	22	18			133	22,167
13	 Pierre Zetterlund	21	20	24	22	22	25			134	22,333
14	 Andreas Hjort	25	21	23	21	24	21			135	22,5
15	 Kostu Salonen	22	26	23	22	22	20			135	22,5
16	 Marco Nuotio	23	22	23	24	23	22			137	22,833
17	 Jyri Rantanen	25	22	25	20	23	22			137	22,833
18	 Finn Hovind	24	24	26	22	22	20			138	23
19	 Anders Gudmundstuen	25	23	25	21	22	23			139	23,167
20	 Julius Lindholm	25	23	20	24	26	21			139	23,167
21	 Tatu Pessa	24	24	24	24	22	24			142	23,667
22	 Kjell Nyhus	25	21	26	25	26	24			147	24,5
23	 Tormod Wethal	29	24	27	26	22	24			152	25,333
24	 Kai Martinsen	26	27	26	24	29	26			158	26,333





Individual results Women

Rank	Name	R1	R2	R3	R4	R5	R6	R7	R8	Total	Average
1	 Karin Wiklund	20	22	20	22	21	22	20	21	168	21
2	 Nora Fause	24	22	22	22	21	23	21	23	178	22,25
3	 Sandra Bengtsson	20	23	21	23	25	22	23	23	180	22,5
4	 Inger Neye	24	24	23	23	21	21	23	25	184	23
5	 Sandra Walker	25	25	25	21	23	22	22	21	184	23
6	 Mirva Juhola	28	27	27	19	22	24	22	27	196	24,5
7	 Susann Johansen	30	23	26	23	26	21			149	24,833
8	 Dace Kupce	28	28	27	26	23	21			153	25,5
9	 Seija Björk	28	25	22	26	24	29			154	25,667
10	 Anna Renkonen	23	26	26	25	30	26			156	26
11	 Ilze Kupce	31	27	27	25	31	29			170	28,333
12	 Annie Haaland	28	33	27	32	31	27			178	29,667










Individual results Senior Men

Rank	Name	R1	R2	R3	R4	R5	R6	R7	R8	Total	Average
1	 Peter Nordin	22	20	20	22	21	20	19	23	167	20,875
2	 Thomas Sennerby	21	23	20	20	23	22	23	23	175	21,875
3	 Erik Meldgaard	21	22	23	24	23	22	23	21	179	22,375
4	 Harry Grönlund	22	24	22	26	20	22	23	25	184	23
5	 Peter Söderlund	21	23	29	23	22	22	22	27	189	23,625
6	 Rolf Bergström	21	27	26	20	24	22	27	25	192	24
7	 Magne Andersen	25	22	21	24	25	24			141	23,5
8	 Edvin Jurmu	27	22	25	23	23	24			144	24
9	 Trond Øwre	26	26	24	27	23	25			151	25,167
10	 Harry Jørgensen	24	28	29	27	23	24			155	25,833
11	 Bjarne Hansen	27	24	30	26	21	27			155	25,833
12	 Morten Holteng	31	29	24	27	27	32			170	28,333







Individual results Senior Women

Rank	Name	R1	R2	R3	R4	R5	R6	R7	R8	Total	Average
1	 Gun Britt Hansson	27	22	22	27	22	23	30	23	196	24,5
2	 Inge-Lise Hansen	29	26	27	23	22	23	25	23	198	24,75
3	 Britt Andersen	26	27	28	29	27	31	25	31	224	28
4	 Inese Kupce	27	32	29	31	33	27	34	34	247	30,875

Individual results Youth Men

Rank	Name	R1	R2	R3	R4	R5	R6	R7	R8	Total	Average
1	 Marcus Johansson	21	20	22	21	19	20	21	21	165	20,625
2	 Allan Schwab	20	24	20	21	21	22	24	22	174	21,75
3	 Lars Brown	24	28	20	19	24	19	21	22	177	22,125
4	 Simo Tuomi	23	22	24	24	24	22	22	22	183	22,875
5	 Jannick Skov	25	23	23	24	25	21	19	23	183	22,875
6	 Pekka Itälä	22	22	27	23	22	23	25	21	185	23,125
7	 Peter Eisensmidt	27	24	23	24	22	23			143	23,833
8	 Axel Ekman	25	23	24	25	22	28			147	24,5
9	 Mads Nørregaard	25	26	24	30	27	23			155	25,833

Individual results Youth Women

Rank	Name	R1	R2	R3	R4	R5	R6	R7	R8	Total	Average
1	 Karoline Karlsson	21	24	24	25	22	26	27	23	192	24
2	 Charlotte Ryner	27	23	23	27	27	23	20	24	194	24,25
3	 Jenny Erlandsson	25	24	21	24	22	22	28	29	195	24,375
4	 Madara Kirsa	24	31	31	29	30	29	30	27	231	28,875
5	 Niina Koskenmäki	32	26	32	33	27	26	24	31	231	28,875
6	 Kristiána Kirsa	35	31	28	25	33	25	26	28	231	28,875